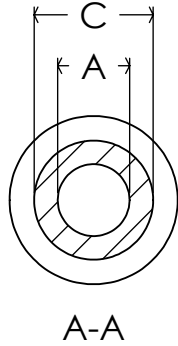
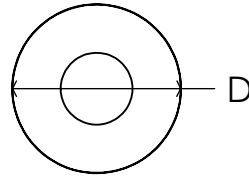


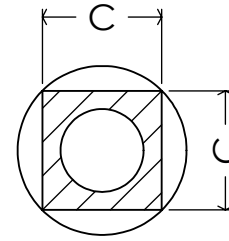
Round Slot



A-A

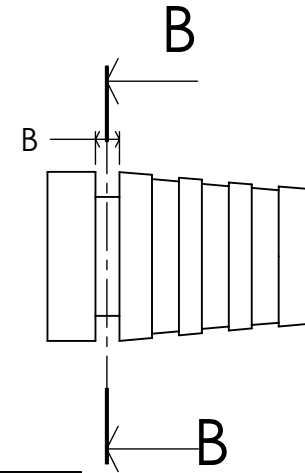


Front View



B-B

Square Slot



Body Style	Cable Size (Dim "A")	Slot Width (Dim "B")	Slot Shape (Dim "C")	Inner Flange Shape (Dim "D")
1461040	- 0.100	- B or E	- 0.205	- 0.330
1461040	- 0.125	- B or E	- 0.205	- 0.330
1461040	- 0.150	- B or E	- 0.310	- 0.440
1461040	- 0.175	- B or E	- 0.310	- 0.440
1461040	- 0.200	- B or E	- 0.310	- 0.440
1461040	- 0.225	- B or E	- 0.310	- 0.440
1461040	- 0.250	- B or E	- 0.310	- 0.440
1461040	- 0.275	- B or E	- 0.460	- 0.651
1461040	- 0.300	- B or E	- 0.460	- 0.651
1461040	- 0.350	- B or E	- 0.460	- 0.651
1461040	- 0.400	- B or E	- 0.460	- 0.651
1461040	- 0.450	- B or E	- 0.610	- 0.863
1461040	- 0.500	- B or E	- 0.610	- 0.863
1461040	- 0.550	- B or E	- 0.610	- 0.863
1461040	- 0.600	- B or E	- 0.810	- 1.150

B=0.062 E=0.125

Body Style	Cable Size (Dim "A")	Slot Width (Dim "B")	Slot Shape (Dim "C")	Inner Flange Shape (Dim "D")
1461040	- 0.100	- B or E	- .205 X .205	- 0.330
1461040	- 0.125	- B or E	- .205 X .205	- 0.330
1461040	- 0.150	- B or E	- .310 X .310	- 0.440
1461040	- 0.175	- B or E	- .310 X .310	- 0.440
1461040	- 0.200	- B or E	- .310 X .310	- 0.440
1461040	- 0.225	- B or E	- .310 X .310	- 0.440
1461040	- 0.250	- B or E	- .310 X .310	- 0.440
1461040	- 0.275	- B or E	- .460 X .460	- 0.651
1461040	- 0.300	- B or E	- .460 X .460	- 0.651
1461040	- 0.350	- B or E	- .460 X .460	- 0.651
1461040	- 0.400	- B or E	- .460 X .460	- 0.651
1461040	- 0.450	- B or E	- .610 X .610	- 0.863
1461040	- 0.500	- B or E	- .610 X .610	- 0.863
1461040	- 0.550	- B or E	- .610 X .610	- 0.863
1461040	- 0.600	- B or E	- .810 X .810	- 1.150

B=0.062 E=0.125



- ISC P/N will be designated based off chosen list of dimensions
- Strain reliefs can be directly overmolded onto cable or an assembly
- Other materials and colors available as made-to-order parts

**PROPRIETARY AND CONFIDENTIAL**

THE INFORMATION CONTAINED IN THIS DRAWING IS THE SOLE PROPERTY OF ISC ENGINEERING. ANY REPRODUCTION IN PART OR AS A WHOLE WITHOUT THE WRITTEN PERMISSION OF ISC ENGINEERING IS PROHIBITED.

DIMENSIONS ARE IN INCHES  
TOLERANCES: +/- .005

MATERIAL  
Black PVC, UL94-V2,A72

FINISH  
ISC Std

DO NOT SCALE DRAWING

	NAME	DATE
DRAWN		
CHECKED		
ENG APPR.		
MFG APPR.		
Q.A.		

ISC Engineering  
4351 Schaefer Ave, Chino, CA 91710  
Ph: 909-596-3315 Fax: 909-596-3335  
www.iscengineering.com  
www.overmoldtooling.com

**In-Stock Strain Relief**  
**Round, Solid Rib Design**

SIZE **A** DWG. NO. **1461040** REV. **B**

SCALE: WEIGHT: SHEET 1 OF 1