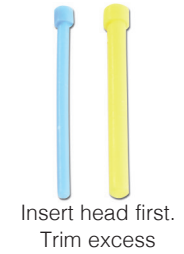
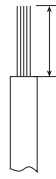


CONTACTS

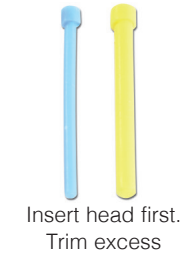
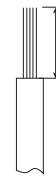
PINS



CONTACT SIZE	WIRE SIZE AWG	PIN CONTACT PART NUMBER	COLOR BANDS			WIRE STRIP LENGTHS	WIRE RANGE		WIRE HOLE FILLER	COLOR
			1	2	3		MIN.	MAX.		
22D	28,26,24&22	M39029/58-360	Orange	Blue	Black	.125 (3.18)	.030 (0.76)	.054 (1.37)	MS27488-22-2	Black
*22M	28,26&24	M39029/58-361	Orange	Blue	Brown	.125 (3.18)	.030 (0.76)	.050 (1.27)	MS27488-22-2	Black
*22	26,24&22	M39029/58-362	Orange	Blue	Red	.125 (3.18)	.034 (0.86)	.060 (1.52)	MS27488-22-2	Black
20	20,22&24	M39029/58-363	Orange	Blue	Orange	.188 (4.77)	.040 (1.02)	.083 (2.11)	MS27488-20-2	Red
16	16,18&20	M39029/58-364	Orange	Blue	Yellow	.188 (4.77)	.065 (1.65)	.109 (2.77)	MS27488-16-2	Blue
12	12&14	M39029/58-365	Orange	Blue	Green	.188 (4.77)	.097 (2.46)	.142 (3.61)	MS27488-12-2	Yellow
8	Coax+	-	-	-	-	-	.135 (3.43)	.155 (3.94)	MS27488-8-3	-

+ For fibre optic contacts, please contact us. * Inactive for new design

SOCKETS



CONTACT SIZE	WIRE SIZE AWG	PIN CONTACT PART NUMBER	COLOR BANDS			WIRE STRIP LENGTHS	WIRE RANGE		WIRE HOLE FILLER	COLOR
			1	2	3		MIN.	MAX.		
22D	28,26,24&22	M39029/56-348	Orange	Yellow	Gray	.125 (3.18)	.030 (0.76)	.054 (1.37)	MS27488-22-2	Black
20	20,22&24	M39029/56-351	Orange	Green	Brown	.188 (4.77)	.040 (1.02)	.083 (2.11)	MS27488-20-2	Red
16	16,18&20	M39029/56-352	Orange	Green	Red	.188 (4.77)	.065 (1.65)	.109 (2.77)	MS27488-16-2	Blue
12	12&14	M39029/56-353	Orange	Green	Orange	.188 (4.77)	.097 (2.46)	.142 (3.61)	MS27488-12-2	Yellow
8	Coax+	-	-	-	-	-	.135 (3.43)	.155 (3.94)	MS27488-8-3	-

+ For fibre optic contacts, please contact us.

All dimensions in inches (millimeters in parenthesis)


PINS



CONTACT SIZE	HAND-CRIMP TOOL	POWER-CRIMP TOOL	TURRET HEADS	USE LOCATOR COLOR	PLASTIC INSERTION/EXTRACTION TOOL	INSERTION TIP COLOR	EXTRACTION TIP COLOR	METAL INSERTION TOOL	COLOR BAND	METAL EXTRACTION TOOL	COLOR BAND	
											1	2
22D	M22520/2-01	WA22†	M22520/2-09	-	M81969/14-01	Green	White	MS27495A22M	Black	MS27495R22M	Black	White
*22M	M22520/2-01	WA22†	M22520/2-09	-	M81969/14-01	Green	White	MS27495A22M	Black	MS27495R22M	Black	White
*22	M22520/2-01	WA22†	M22520/2-09	-	M81969/14-01	Green	White	MS27495A22	Black	MS27495R22M	Black	White
20	M22520/1-01	WA27F†	M22520/1-04	Red	M81969/14-10	Red	Orange	MS27495A20	Red	MS27495R20	Red	White
16	M22520/1-01	WA27F†	M22520/1-04	Blue	M81969/14-03	Blue	White	MS27495A16	Blue	MS27495R16	Blue	White
12	M22520/1-01	WA27F†	M22520/1-04	Yellow	M81969/14-04	Yellow	White	DAK95-12B	-	DRK95-12B	-	-
8	-	-	-	-	M81969/14-06	-	Red	-	-	-	-	-

† Contact us for more tool accessories.

SOCKETS



CONTACT SIZE	HAND-CRIMP TOOL	POWER-CRIMP TOOL	TURRET HEADS	USE LOCATOR COLOR	PLASTIC INSERTION/EXTRACTION TOOL	INSERTION TIP COLOR	EXTRACTION TIP COLOR	METAL INSERTION TOOL	COLOR BAND	METAL EXTRACTION TOOL	COLOR BAND	
											1	2
22D	M22520/2-01	WA22†	M22520/2-07	-	M81969/14-01	Green	White	MS27495A22M	Black	MS27495R22M	Black	White
20	M22520/1-01	WA27F†	M22520/1-04	Red	M81969/14-10	Red	Orange	MS27495A20	Red	MS27495R20	Red	White
16	M22520/1-01	WA27F†	M22520/1-04	Blue	M81969/14-03	Blue	White	MS27495A16	Blue	MS27495R16	Blue	White
12	M22520/1-01	WA27F†	M22520/1-04	Yellow	M81969/14-04	Yellow	White	DAK95-12B	-	DRK95-12B	-	-
8	-	-	-	-	M81969/14-06	-	Red	-	-	-	-	-

† Contact us for more tool accessories.

CONTACTS

COAX CONTACTS

COAX PIN



COAX SOCKET



CRIMPING TOOLS



M22520/5-01



Crimp Dies


COAX CONTACT SIZE	CABLE TYPE	CONTACT PART NUMBER		CRIMPING TOOLS	
		PIN	SOCKET	INNER CONTACT	CRIMP FERRULE
16	RG-178B/U, RG-196A/U	21-033122-564 (M39029/76-425)	21-033123-564 (M39029/77-429)	M22520/2-01 w/ Positioner M22522/2-35 or w/ Daniels Positioner K532	M22520/4-01 w/ Positioner M22520/4-02
	RG-174A/U, RG-188A/U, RG-161/U, RG-187A/U, RG-316/U, RG-179B/U	21-033122-563 (M39029/76-424)	21-033123-563 (M39029/77-428)		
12	RG-180B/U, RG-195A/U	21-033122-541 (M39029/28-409)	21-033123-541 (M39029/75-417)	M22520/2-01 w/ Positioner M22520/2-34 or w/ Daniels Positioner K323	M22520/31-01 w/ Positioner M22520/31-02 or Daniels GS-200 Tool w/ Positioner G2P330
	RG-187A/U, RG-179B/U, RG-174A/U, RG-188A/U, RG-316/U, RG-161/U	21-033102-023	21-033101-023	M22520/2-01 w/ Positioner M22520/2-31 or Solder	M22520/5-01 w/ die set M22520/5-03 (A) or M22520/5-08 (A) M22520/5-35 (B) or M22520/10-01 w/ die set M22520/10-05 (A)
8	RG-142B/U, RG-223/U	21-033102-024	21-033101-024	Solder	M22520/5-01 w/ die set M22520/5-05 (A) or M22520/5-19 (A) or M22520/10-01 w/ die set M22520/10-07 (A)
	RG-180B/U, RG-195A/U	21-033102-021 (M39029/60-367)	21-033101-021 (M39029/59-366)	M22520/2-01 w/ Positioner M22520/2-31 or Solder	M22520/5-01 w/ die set M22520/5-05 (B) or M22520/5-41 (B) or M22520/10-01 w/ die set M22520/10-07 (B)
	RG-400	21-033102-027	21-033101-027	M22520/2-01 w/ Positioner M22520/2-10	M22520/5-01 w/ die set M22520/5-45 (A)
	RG-58 (M17/155-00001)	21-033102-029	21-033101-029	Solder	M22520/5-01 w/ die set M22520/5-05 (B)

PRINTED CIRCUIT BOARD CONTACTS - PIN

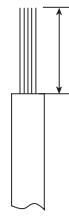
PCB PIN CONTACTS	SIZE	TAIL DIAMETER +/- .001	CONTACT STICKOUT MAX./MIN.							
			SJT00RT	SJTP00RT	SJT02RE	SJTP02RE	SJT06RE	SJT07RE		
								(9-17)	(19-25)	
10-407552-015	22M	0.019	.372 / .317	.357 / .302	.576 / .521	.576 / .520	.372 / .317	.351 / .296	.329 / .279	
10-407552-055	22M	0.019	.261 / .206	.246 / .191	.465 / .410	.465 / .409	.261 / .206	.240 / .185	.218 / .168	
10-407552-085	22M	0.019	.097 / .047	.082 / .032	.301 / .251	.301 / .250	.097 / .047	.076 / .026	.054 / .009	
10-407552-115	22M	0.019	.035 / NS	.020 / NS	.239 / .189	.239 / .188	.035 / NS	.014 / NS	NS	
10-497640-015	20	0.019	.385 / .335	.370 / .320	.589 / .539	.589 / .538	.385 / .335	.364 / .314	.342 / .297	
10-497640-025	20	0.019	.250 / .200	.235 / .185	.454 / .404	.454 / .403	.250 / .200	.229 / .179	.207 / .162	
10-497640-045	20	0.019	NS	NS	.191 / .141	.191 / .141	NS	NS	NS	
10-497596-015	20	0.025	.095 / .049	.080 / .034	.299 / .253	.299 / .252	.095 / .049	.074 / .028	.052 / .011	
10-497596-025	20	0.025	.185 / .139	.170 / .124	.389 / .343	.389 / .342	.185 / .139	.164 / .118	.142 / .101	
10-497596-035	20	0.025	.266 / .220	.251 / .205	.470 / .424	.470 / .423	.266 / .220	.245 / .199	.223 / .182	
10-497596-055	20	0.025	.383 / .337	.368 / .322	.587 / .541	.587 / .540	.383 / .337	.362 / .316	.340 / .299	
10-497695-015	16	0.040	.292 / .242	.277 / .227	.496 / .446	.496 / .445	.292 / .242	.271 / .221	.249 / .204	
10-497630-035	16	0.062	.097 / .047	.082 / .032	.301 / .251	.301 / .250	.385 / .335	.076 / .026	.054 / .009	
10-497630-055	16	0.062	.296 / .250	.281 / .235	.454 / .401	.454 / .401	.232 / .182	.229 / .175	.207 / .158	
10-597502-015	12	0.081	.265 / .215	.250 / .200	.469 / .410	.469 / .418	.265 / .215	.244 / .194	.222 / .177	

Standard PC tail used

INSERTION/EXTRACTION TOOLS



WIRE STRIP LENGTH



WIRE SEALING RANGE



COAX CONTACT SIZE	INSTALLATION TOOLS		WIRE STRIP LENGTHS	WIRE SEALING RANGE	
	INSERTION	REMOVAL		MIN.	MAX.
16	M81969/8-07 or M81969/14-03	M81969/8-08 or M81969/14-03	Contact us for details	.065 (1.65)	.109 (2.77)
12	M81969/8-09 or M81969/14-04	M81969/8-10 or M81969/14-04	Contact us for details	.097 (2.46)	.142 (3.61)
8	Hand-insertion	M81969/14-012 or DRK264-8 or 11-9170	Contact us for details	.135 (3.43)	.155 (3.94)

All dimensions in inches (millimeters in parenthesis)

PRINTED CIRCUIT BOARD CONTACTS - SOCKET

PCB PIN CONTACTS	SIZE	TAIL DIAMETER +/- .001	CONTACT STICKOUT MAX/MIN						
			SJT00RT	SJTP00RT	SJT02RE	SJTP02RE	SJT06RE	SJT07RE	
								(9-17)	(19-25)
10-597878-011	22M	0.019	.328 / .263	.313 / .248	.532 / .467	.532 / .466	.328 / .263	.307 / .424	.285 / .225
10-597878-331	22M	0.019	.264 / .199	.249 / .188	.468 / .406	.468 / .405	.264 / .199	.243 / .182	.221 / .165
10-497623-025	22M	0.019	.905 / .840	.890 / .825	1.109 / 1.044	1.109 / 1.043	.905 / .840	.884 / .819	.862 / .802
10-497623-035	22M	0.019	.385 / .320	.370 / .305	.589 / .524	.589 / .523	.385 / .320	.364 / .299	.342 / .282
10-597878-041	22M	0.019	.245 / .180	.230 / .165	.449 / .384	.449 / .383	.245 / .180	.224 / .159	.202 / .142
10-597878-071	22M	0.019	.183 / .118	.168 / .103	.387 / .322	.387 / .321	.183 / .118	.162 / .097	.140 / .080
10-497623-145	22M	0.019	.646 / .576	.631 / .561	.850 / .780	.850 / .779	.646 / .576	.625 / .555	.603 / .538
10-597878-151	22M	0.019	.460 / .395	.445 / .380	.664 / .599	.664 / .598	.460 / .395	.439 / .374	.417 / .357
10-497643-015	20	0.019	.385 / .339	.370 / .316	.589 / .535	.589 / .536	.385 / .331	.364 / .310	.342 / .293
10-497643-025	20	0.019	.250 / .204	.235 / .181	.454 / .400	.454 / .401	.250 / .196	.229 / .175	.207 / .158
10-597878-031	20	0.019	.592 / .546	.577 / .523	.796 / .742	.796 / .743	.592 / .538	.571 / .517	.549 / .500
10-497650-015	16	0.040	.292 / .246	.277 / .223	.496 / .442	.496 / .443	.292 / .238	.271 / .217	.249 / .200
10-597503-015	12	0.081	.221 / .175	.206 / .152	.425 / .372	.425 / .372	.221 / .167	.200 / .146	.178 / .129

Standard PC tail used

