

**PLUGS**

**STRAIGHT PLUG WITH STANDARD COMPRESSION NUT**

ZPLD Without Cover  
ZPED With Environmental Plug Cover

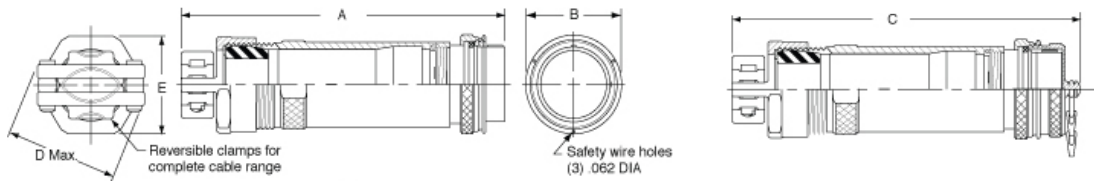


Shell Size	WITH STANDARD CABLE ADAPTER			WITH LONG CABLE ADAPTER		
	A	B	C	A	B	C
12	5-3/8	1-13/16	5-31/32	7-5/8	1-13/16	8-7/32
16	5-5/8	2-5/16	5-7/32	7-7/8	2-5/16	8-15/32
20	6-1/8	2-13/16	6-23/32	8-3/8	2-13/16	8-31/32
C20	6-5/8	2-13/16	7-7/32	8-7/8	2-13/16	9-15/32
24	6-5/8	3-5/16	7-7/32	8-7/8	3-5/16	9-15/32
C24	7-1/8	3-5/16	7-23/32	9-3/8	3-5/16	9-31/32
28	7-1/8	3-13/16	7-23/32	9-1/8	3-13/16	9-23/32
C28	7-5/8	3-13/16	8-7/32	9-5/8	3-13/16	10-7/32

**Note:** To specify plug with Environmental Cover, change third letter in Part No. "L" to "E"

**STRAIGHT PLUG WITH MECHANICAL CLAMP NUT**

ZPLM Without Cover  
ZPEM With Environmental Plug Cover

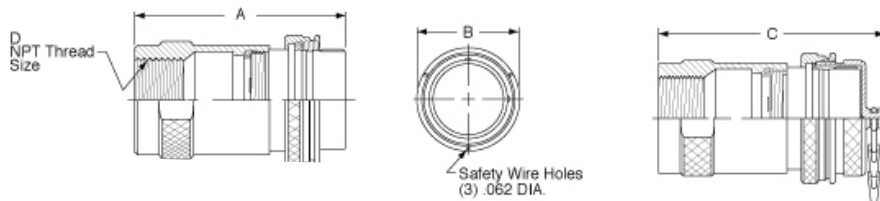


Shell Size	WITH STANDARD CABLE ADAPTER					WITH LONG CABLE ADAPTER				
	A	B	C	D	E	A	B	C	D	E
12	6-1/8	1-13/16	6-23/32	2-3/8	1-3/4	8-3/8	1-13/16	8-31/32	2-3/8	1-3/4
16	6-7/16	2-5/16	7-1/32	3	2-1/4	8-11/16	2-5/16	9-9/32	3	2-1/4
20	7	2-13/16	7-19/32	3-3/4	2-3/4	9-1/4	2-13/16	9-27/32	3-3/4	2-3/4
C20	7-1/2	2-13/16	8-3/32	3-3/4	2-3/4	9-3/4	2-13/16	10-11/32	3-3/4	2-3/4
24	7-9/16	3-5/16	8-5/32	4-1/2	3-1/4	9-13/16	3-5/16	10-13/32	4-1/2	3-1/4
C24	8-1/16	3-5/16	8-21/32	4-1/2	3-1/4	10-5/16	3-5/16	10-29/32	4-1/2	3-1/4
28	8-1/8	3-13/16	8-23/32	5-1/8	3-3/4	10-1/8	3-13/16	10-23/32	5-1/8	3-3/4
C28	8-5/8	3-13/16	9-7/32	5-1/8	3-3/4	10-5/8	3-13/16	11-7/32	5-1/8	3-3/4

**Note:** To specify plug with Environmental Cover, change third letter in Part No. "L" to "E"

**STRAIGHT PLUG WITH CONDUIT ADAPTER**

ZPLT Without Cover  
ZPET With Environmental Plug Cover



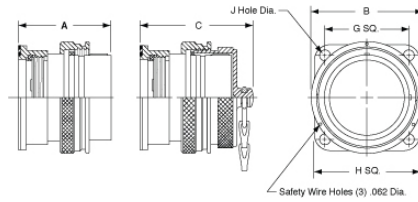
Shell Size	WITH STANDARD CABLE ADAPTER			
	A	B	C	D
12	4-1/4	1-13/16	4-27/32	3/4
16	4-3/8	2-5/16	4-31/32	1-1/4
20	4-1/2	2-13/16	5-3/32	1-1/2
C20	5	2-13/16	5-19/32	1-1/2
24	4-5/8	3-5/16	5-7/32	2
C24	5-1/8	3-5/16	5-23/32	2
28	5-3/32	3-13/16	5-11/16	2-1/2
C28	5-19/32	3-13/16	6-3/16	2-1/2

**Note:** To specify plug with Environmental Cover, change third letter in Part No. "L" to "E". Dimensions are shown in Inches.

## PLUGS

### STRAIGHT MALE PLUG PANEL MOUNT

ZPLP Without Cover  
ZPEP With Environmental Plug Cover

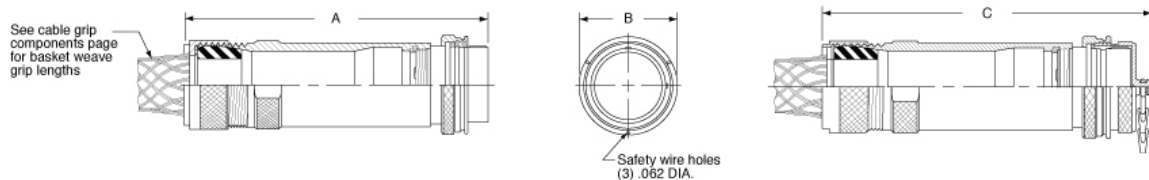


Shell Size	WITH STANDARD CABLE ADAPTER					
	A	B	C	G	H	J
12	2-3/8	1-13/16	2-31/32	1-17/64	1-5/8	3/16
16	2-13/32	2-5/16	3	1-11/16	2-1/8	7/32
20	2-7/16	2-13/16	3-1/32	2-3/32	2-5/8	9/32
C20	2-15/16	2-13/16	3-17/32	2-3/32	2-5/8	9/32
24	2-15/32	3-5/16	3-1/16	2-17/32	3-1/8	11/32
C24	2-31/32	3-5/16	3-9/16	2-17/32	3-1/8	11/32
28	2-15/32	3-13/16	3-1/16	3-1/32	3-3/4	11/32
C28	2-31/32	3-13/16	3-9/16	3-1/32	3-3/4	11/32

**Note:** To specify plug with Environmental Cover, change third letter in Part No. "L" to "E"

### STRAIGHT PLUG WITH BASKETWEAVE CABLE GRIP

ZPLK Without Cover  
ZPEK With Environmental Plug Cover



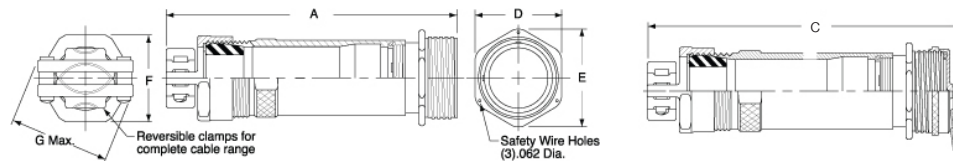
Shell Size	WITH STANDARD CABLE ADAPTER			WITH LONG CABLE ADAPTER		
	A	B	C	A	B	C
12	5-3/8	1-13/16	5-31/32	7-5/8	1-13/16	8-7/32
16	5-5/8	2-5/16	6-7/32	7-7/8	2-5/16	8-15/32
20	6-1/8	2-13/16	6-23/32	8-3/8	2-13/16	8-31/32
C20	6-5/8	2-13/16	7-7/32	8-7/8	2-13/16	9-15/32
24	6-5/8	3-5/16	7-7/32	8-7/8	3-5/16	9-15/32
C24	7-1/8	3-5/16	7-23/32	9-3/8	3-5/16	9-31/32
28	7-1/8	3-13/16	7-23/32	9-1/8	3-13/16	9-23/32
C28	7-5/8	3-13/16	8-7/32	9-5/8	3-13/16	10-7/32

**Note:** To specify plug with Environmental Cover, change third letter in Part No. "L" to "E"

## RECEPTACLES

### IN-LINE RECEPTACLE WITH MECHANICAL CLAMP NUT

ZRLM Without Cover  
ZREM With Environmental Plug Cover



Shell Size	WITH STANDARD CABLE ADAPTER						WITH LONG CABLE ADAPTER					
	A	C	D	E	F	G	A	C	D	E	F	G
12	6-1/8	6-3/4	1-3/4	1-61/64	1-3/4	2-3/8	8-3/8	9	1-3/4	1-61/64	1-3/4	2-3/8
16	6-7/16	7-1/16	2-1/4	2-31/64	2-1/4	3	8-11/16	9-5/16	2-1/4	2-31/64	2-1/4	3
20	7	7-5/8	2-3/4	3-1/32	2-3/4	3-3/4	9-1/4	9-7/8	2-3/4	3-1/32	2-3/4	3-3/4
C20	7-1/2	8-1/8	2-3/4	3-1/32	2-3/4	3-3/4	9-3/4	10-3/8	2-3/4	3-1/32	2-3/4	3-3/4
24	7-9/16	8-3/16	3-1/4	3-9/16	3-1/4	4-1/2	9-13/16	10-7/16	3-1/4	3-9/16	3-1/4	4-1/2
C24	8-1/16	8-11/16	3-1/4	3-9/16	3-1/4	4-1/2	10-5/16	10-15/16	3-1/4	3-9/16	3-1/4	4-1/2
28	8-1/8	8-3/4	3-3/4	4-1/16	3-3/4	5-1/8	10-1/8	10-3/4	3-3/4	4-1/16	3-3/4	5-1/8
C28	8-5/8	9-1/4	3-3/4	4-1/16	3-3/4	5-1/8	10-5/8	11-1/4	3-3/4	4-1/16	3-3/4	5-1/8

**Note:** To specify plug with Environmental Cover, change third letter in Part No. "L" to "E". Dimensions are shown in Inches

RECEPTACLES

IN-LINE RECEPTACLE WITH STANDARD COMPRESSION NUT

ZRLD Without Cover  
ZRED With Environmental Plug Cover

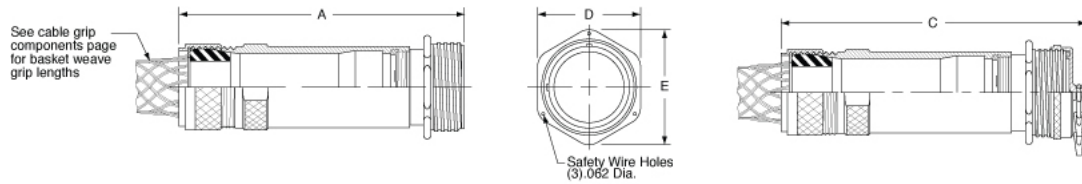


Shell Size	WITH STANDARD CABLE ADAPTER				WITH LONG CABLE ADAPTER			
	A	C	D	E	A	C	D	E
12	5-3/8	6	1-3/4	1-61/64	7-5/8	8-1/4	1-3/4	1-61/64
16	5-5/8	6-1/4	2-1/4	2-31/64	7-7/8	8-1/2	2-1/4	2-31/64
20	6-1/8	6-3/4	2-3/4	3-1/32	8-3/8	9	2-3/4	3-1/32
C20	6-5/8	7-1/4	2-3/4	3-1/32	8-7/8	9-1/2	2-3/4	3-1/32
24	6-5/8	7-1/4	3-1/4	3-9/16	8-7/8	9-1/2	3-1/4	3-9/16
C24	7-1/8	7-3/4	3-1/4	3-9/16	9-3/8	10	3-1/4	3-9/16
28	7-1/8	7-3/4	3-3/4	4-1/16	9-1/8	9-3/4	3-3/4	4-1/16
C28	7-5/8	8-1/4	3-3/4	4-1/16	9-5/8	10-1/4	3-3/4	4-1/16

Note: To specify plug with Environmental Cover, change third letter in Part No. "L" to "E"

IN-LINE RECEPTACLE WITH BASKETWEAVE CABLE GRIP

ZRLK Without Cover  
ZREK With Environmental Plug Cover

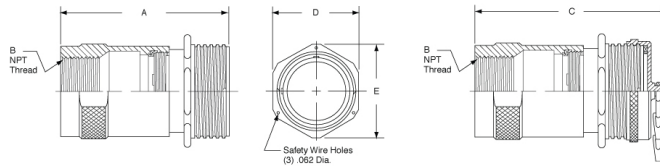


Shell Size	WITH STANDARD CABLE ADAPTER				WITH LONG CABLE ADAPTER			
	A	C	D	E	A	C	D	E
12	5-3/8	6	1-3/4	1-61/64	7-5/8	8-1/4	1-3/4	1-61/64
16	5-5/8	6-1/4	2-1/4	2-31/64	7-7/8	8-1/2	2-1/4	2-31/64
20	6-1/8	6-3/4	2-3/4	3-1/32	8-3/8	9	2-3/4	3-1/32
C20	6-5/8	7-1/4	2-3/4	3-1/32	8-7/8	9-1/2	2-3/4	3-1/32
24	6-5/8	7-1/4	3-1/4	3-9/16	8-7/8	9-1/2	3-1/4	3-9/16
C24	7-1/8	7-3/4	3-1/4	3-9/16	9-3/8	10	3-1/4	3-9/16
28	7-1/8	7-3/4	3-3/4	4-1/16	9-1/8	9-3/4	3-3/4	4-1/16
C28	7-5/8	8-1/4	3-3/4	4-1/16	9-5/8	10-1/4	3-3/4	4-1/16

Note: To specify plug with Environmental Cover, change third letter in Part No. "L" to "E"

IN-LINE RECEPTACLE WITH CONDUIT ADAPTER

ZRLT Without Cover  
ZRET With Environmental Plug Cover



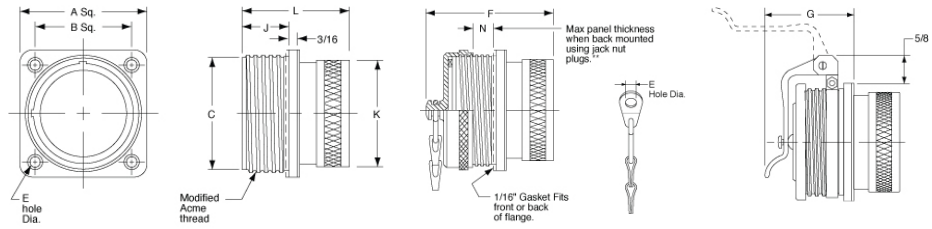
Shell Size	Conduit Size	WITH STANDARD CABLE ADAPTER				
		A	B	C	D	E
12	3/4	4-1/4	3/4	4-7/8	1-3/8	1-61/64
16	1-1/4	4-3/8	1-1/4	5	2-1/4	2-15/32
20	1-1/2	4-1/2	1-1/2	5-1/8	2-3/4	3-1/32
C20	1-1/2	5	1-1/2	5-5/8	2-3/4	3-1/32
24	2	4-5/8	2	5-1/4	3-1/4	3-9/16
C24	2	5-1/8	2	5-3/4	3-1/4	3-9/16
28	2-1/2	5-3/32	2-1/2	5-23/32	3-3/4	4-1/16
C28	2-1/2	5-19/32	2-1/2	6-7/32	3-3/4	4-1/16

Note: To specify plug with Environmental Cover, change third letter in Part No. "L" to "E". Dimensions are shown in Inches

RECEPTACLES

SQUARE FLANGE RECEPTACLE

ZRLP Without Cover  
ZREP With Environmental Plug Cover

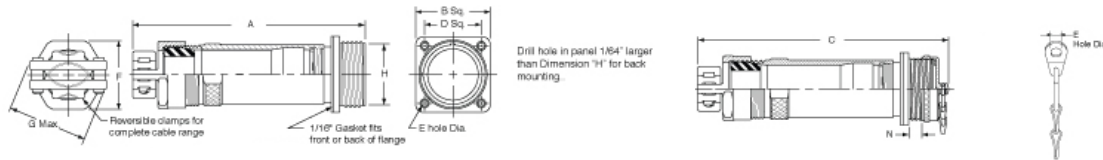


Shell Size	WITH STANDARD CABLE ADAPTER									
	A	B	C	E	F	G	J	K	L	N
12	1-3/4	1-3/8	1-1/12	11/64	2-15/16	2-1/8	1	1-11/32	2-21/64	1/4
16	2-1/4	1-11/16	2	13/64	2-15/16	2-1/8	1	1-27/32	2-21/64	1/4
20	2-3/4	2-3/32	2-1/2	7/32	2-15/16	2-3/16	1	2-11/32	2-21/64	1/4
C20	2-3/4	2-3/32	2-1/2	7/32	3-7/16	2-11/16	1-1/2	2-11/32	2-53/64	3/4
24	3-1/4	2-17/32	3	9/32	2-15/16	2-3/16	1	2-27/32	2-21/64	1/4
C24	3-1/4	2-17/32	3	9/32	3-7/16	2-11/16	1-1/2	2-27/32	2-53/64	3/4
28	3-3/4	3-1/32	3-1/2	11/32	2-15/16	2-3/16	1	3-11/32	2-21/64	1/4
C28	3-3/4	3-1/32	3-1/2	11/32	3-7/16	2-11/16	1-1/2	3-11/32	2-53/64	3/4

Note: To specify plug with Environmental Cover, change third letter in Part No. "L" to "E"

SQUARE FLANGE RECEPTACLE WITH MECHANICAL CLAMP NUT

ZRLPM Without Cover  
ZREPM With Environmental Plug Cover  
ZRCPM With Spring Door Cover



Shell Size	WITH STANDARD CABLE ADAPTER										WITH LONG CABLE ADAPTER								
	A	B	C	D	E	F	G	H	N	A	B	C	D	E	F	G	H	N	
12	6-1/8	1-3/4	6-3/4	1-3/8	11/64	1-3/4	2-3/8	1-1/2	1/4	8-3/8	1-3/4	9	1-3/8	11/64	1-3/4	2-3/8	1-1/2	1/4	
16	6-7/16	2-1/4	7-1/16	1-11/16	13/64	2-1/4	3	2	1/4	8-11/16	2-1/4	9-5/16	1-11/16	13/64	2-1/4	3	2	1/4	
20	7	2-3/4	7-5/8	2-3/32	7/32	2-3/4	3-3/4	2-1/2	1/4	9-1/4	2-3/4	9-7/8	2-3/32	7/32	2-3/4	3-3/4	2-1/2	1/4	
C20	7-1/2	2-3/4	8-1/8	2-3/32	7/32	2-3/4	3-3/4	2-1/2	3/4	9-3/4	2-3/4	10-3/8	2-3/32	7/32	2-3/4	3-3/4	2-1/2	3/4	
24	7-9/16	3-1/4	8-3/16	2-17/32	9/32	4-1/2	4-1/2	3	1/4	9-13/16	3-1/4	10-7/16	2-17/32	9/32	4-1/2	4-1/2	3	1/4	
C24	8-1/16	3-1/4	8-11/16	2-17/32	9/32	4-1/2	4-1/2	3	3/4	10-5/16	3-1/4	10-15/16	2-17/32	9/32	4-1/2	4-1/2	3	3/4	
28	8-1/8	3-3/4	8-3/4	3-1/32	11/32	5-1/8	5-1/8	3-1/2	1/4	10-1/8	3-3/4	10-3/4	3-1/32	11/32	5-1/8	5-1/8	3-1/2	1/4	
C28	8-5/8	3-3/4	9-1/4	3-1/32	11/32	5-1/8	5-1/8	3-1/2	3/4	10-5/8	3-3/4	11-1/4	3-1/32	11/32	5-1/8	5-1/8	3-1/2	3/4	

Note: To specify plug with Environmental Cover, change third letter in Part No. "L" to "E"  
To specify receptacle with Spring Door Cover, change third letter in Part No. "L" to "C"

SQUARE FLANGE RECEPTACLE WITH BASKETWEAVE CABLE GRIP

ZRLPK Without Cover  
ZREPK With Environmental Plug Cover  
ZRCPK With Spring Door Cover



Shell Size	WITH STANDARD CABLE ADAPTER								WITH LONG CABLE ADAPTER						
	A	B	C	D	E	F	G	A	B	C	D	E	F	G	
12	5-3/8	1-3/4	6	1-3/8	11/64	1-1/2	1/4	7-5/8	1-3/4	8-1/4	1-3/8	11/64	1-1/2	1/4	
16	5-5/8	2-1/4	6-1/4	1-11/16	13/64	2	1/4	7-7/8	2-1/4	8-1/2	1-11/16	13/64	2	1/4	
20	6-1/8	2-3/4	6-3/4	2-3/32	7/32	2-1/2	1/4	8-3/8	2-3/4	9	2-3/32	7/32	2-1/2	1/4	
C20	6-5/8	2-3/4	7-1/4	2-3/32	7/32	2-1/2	3/4	8-7/8	2-3/4	9-1/2	2-3/32	7/32	2-1/2	3/4	
24	6-5/8	3-1/4	7-1/4	2-17/32	9/32	3	1/4	8-7/8	3-1/4	9-1/2	2-17/32	9/32	3	1/4	
C24	7-1/8	3-1/4	7-3/4	2-17/32	9/32	3	3/4	9-3/8	3-1/4	10	2-17/32	9/32	3	3/4	
28	7-1/8	3-3/4	7-3/4	3-1/32	11/32	3-1/2	1/4	9-1/8	3-3/4	9-3/4	3-1/32	11/32	3-1/2	1/4	
C28	7-5/8	3-3/4	8-1/4	3-1/32	11/32	3-1/2	3/4	9-5/8	3-3/4	10-1/4	3-1/32	11/32	3-1/2	3/4	

Note: To specify plug with Environmental Cover, change third letter in Part No. "L" to "E"  
To specify receptacle with Spring Door Cover, change third letter in Part No. "L" to "C"  
Dimensions are shown in Inches