


HOW TO ORDER 26482 SERIES CONNECTORS - COMMERCIAL

1	2	3	4	5	6
AFD50-	24-61	P	W	-6117	-LC
SHELL STYLE	LAYOUT	CONTACT	POLARIZATION	FINISH	MODIFIER

(Commercial part number example)

STEP 1: SELECT SHELL STYLE, PLUG OR RECEPTACLE


RECEPTACLES ← Mates with → PLUGS




AFD50
Narrow Flange Receptacle



AFD51
Cable Receptacle*




AFD56
Standard Plug



AFD58
Wide Flange Receptacle*



AFD54
Jam Nut Receptacle*



AFD57
Shielded Plug

*Not available in Size 8

STEP 2: SELECT LAYOUT

⇒ See page 36 for listing by # of contacts

LAYOUT	SERVICE RATING	TOTAL	20	16	12	8 OR COAX	ROTATIONS			
							W	X	Y	Z
8-98	I	3	3				60	210		
8-33	I	3	3				90			
8-3A	I	3	3				60			
10-6	I	6	6				90			
12-3	II	3		3					180	
12-8	I	8	8				90	112	203	292
12-10	I	10	10				60	155	270	295
14-4	I	4			4					
14-5	II	5		5			40	92	184	273
14-12	I	12	8	4			43	90		
14-15	I	15	14	1			17	110	155	234
14-18	I	18	18				15	90	180	331
14-19	I	19	19				30	165	315	
16-8	II	8		8			54	152	180	331
16-26	I	26	26				60	105	275	338
18-8	I	8			8					
18-11	II	11		11			62	119	241	340
18-30	I	30	29	1			180	193	285	350
18-32	I	32	32				85	138	222	265
18-918		18	16			2				
20-16	II	16		16			238	318	333	347
20-39	I	39	37	2			63	144	252	333
20-41	I	41	41				45	126	225	
22-12	I	12			12					
22-21	II	21		21			16	135	175	349
22-32	I	32	32				72	145	215	288
22-41	I	41	27	14			39	135	264	
22-55	I	55	55				30	142	226	314
24-19	II	19			19		30	165	315	
24-31	I	31		31			90	225		
24-37	I	37		37			25	50	75	
24-53	I	53	51			2				
24-61	I	61	61				90	180	270	324
24-100		10				10	45	90	135	

STEP 3: SELECT CONTACT



P = Pin
S = Socket
Note: See Step 6 if you are not ordering contacts with part.
A = Less Pin Contacts
B = Less Socket Contact
Note: The "A" and "B" designators may be used when other than power contacts (PCB, Coax, Thermocouple, or Fiber Optic contacts)

STEP 4: SELECT POLARIZATION



(omit for normal)
W
X
Y
Z

STEP 5: SELECT FINISH



-1A = Aluminium Shell, nickel, no endbell
-6117 = Aluminium Shell, olive drab cadmium plated, no endbell
-6116 = Aluminium Shell, black anodized, no endbell
-059 = Aluminum Shell, nickel-plated with typical straight cable clamp
-Blank = Aluminum Shell, nickel-plated with grommet nut

STEP 6: SELECT MODIFIER



For other commercial modification, i.e., less tools, with pc contact or with endbell, call.

Omit for standard contacts
-LC = for use with standard contacts, but supplied without contacts, seal plugs or tools (PO must state Less Contacts)

Note: -LC is not marked on part

LAYOUTS BY NUMBER OF CONTACTS

○ 20 ● 16 ◐ 12

LAYOUT	8-33	8-98	10-6	12-3	12-8	12-10	14-4	14-5
# OF CONTACTS	3-#20	3-#20	6-#20	3-#16	8-#20	10-#20	4-#12	4-#16
SERVICE RATING	I	I	I	II	I	I	I	II

LAYOUT	14-12	14-15	14-18	14-19	16-8	16-26	18-8	18-11
# OF CONTACTS	8-#20, 4-#16	14-#20, 1-#16	18-#20	19-#20	8-#16	26-#20	8-#12	11-#16
SERVICE RATING	I	I	I	I	II	I	I	II

LAYOUT	18-30	18-32	20-16	20-39	20-41	22-12
# OF CONTACTS	29-#20, 1-#16	32-#20	16-#16	37-#20, 2-#16	41-#20	12-#12
SERVICE RATING	I	I	II	I	I	I

LAYOUT	22-21	22-41	22-55	24-19	24-31	24-61
# OF CONTACTS	21-#16	27-#20, 14-#16	55-#20	19-#12	31-#16	61-#20
SERVICE RATING	II	I	I	II	I	I