
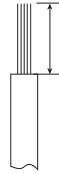


PINS

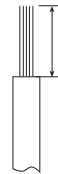


Insert head first, trim excess

CONTACT SIZE	WIRE SIZE AWG	PIN PART NUMBER	COLOR BANDS			WIRE STRIP LENGTHS	WIRE INSULATION		WIRE HOLE FILLER	COLOR
			1	2	3		MIN.	MAX.		
22	22,24,26 & 28	M39029/58-360	Orange	Blue	Black	.125 (3.18)	.028 (0.71)	.054 (1.37)	MS27488-22-2	Black

All dimensions in inches (millimeters in parenthesis)

SOCKETS



Insert head first, trim excess

CONTACT SIZE	WIRE SIZE AWG	SOCKET CONTACT PART NUMBER	COLOR BANDS			WIRE STRIP LENGTHS	WIRE RANGE		WIRE HOLE FILLER	COLOR
			1	2	3		MIN.	MAX.		
22	22,24,26 & 28	M39029/57-354	Orange	Yellow	Gray	.125 (3.18)	.028 (0.71)	.054 (1.37)	MS27488-22-2	Black

All dimensions in inches (millimeters in parenthesis)

CONTACT TOOLS

PINS



CONTACT SIZE	HAND-CRIMP TOOL	POWER- CRIMP TOOL	TURRET HEADS	USE LOCATOR COLOR	PLASTIC INSERTION/ EXTRACTION TOOL	INSERTION TIP COLOR	EXTRACTION TIP COLOR
22	M22520/2-01	WA22††	M22520/2-09	-	M81969/14-01	Green	White

†† Contact us for more tool accessories.
All dimensions in inches (millimeters in parenthesis)

SOCKETS



CONTACT SIZE	HAND-CRIMP TOOL	POWER- CRIMP TOOL	TURRET HEADS	USE LOCATOR COLOR	PLASTIC INSERTION/ EXTRACTION TOOL	INSERTION TIP COLOR	EXTRACTION TIP COLOR
22	M22520/2-01	WA22††	M22520/2-08	-	M81969/14-01	Green	White

†† Contact us for more tool accessories.
All dimensions in inches (millimeters in parenthesis)