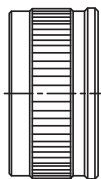
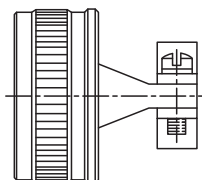


COMPRESSION NUT



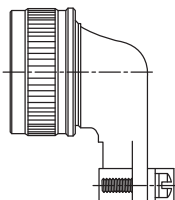
SHELL SIZE	STAINLESS STEEL FOR K-KE-S-SE CLASSES	ALUMINUM NICKEL PLATED FOR R-RS CLASSES	ALUMINUM CADMIUM PLATED FOR W-WS CLASSES	ALUMINUM BLACK ANODIZED PLATED FOR A CLASS
8	66240-08	006-0909-08A499	006-0909-08A838	006-0909-08
10	66240-10	006-0909-10A499	006-0909-10A838	060-0909-10
12	66240-12	006-0909-12A499	006-0909-12A838	060-0909-12
14	66240-14	006-0909-14A499	006-0909-14A838	060-0909-14
16	66240-16	006-0909-16A499	006-0909-16A838	060-0909-16
18	66240-18	006-0909-18A499	006-0909-18A838	060-0909-18
20	66240-20	006-0909-20A499	006-0909-20A838	060-0909-20
22	66240-22	006-0909-22A499	006-0909-22A838	060-0909-22
24	66240-24	006-0909-24A499	006-0909-24A838	060-0909-24
28	66240-28	006-0909-28A499	006-0909-28A838	060-0909-28

STRAIGHT CABLE CLAMP



SHELL SIZE	STAINLESS STEEL FOR K-KE-S-SE CLASSES	ALUMINUM NICKEL PLATED FOR R-RS CLASSES	ALUMINUM CADMIUM PLATED FOR W-WS CLASSES	ALUMINUM BLACK ANODIZED PLATED FOR A CLASS
8	66241-08A	006-0910-08A499	006-0910-08A838	006-0910-08
10	66241-10A	006-0910-10A499	006-0910-10A838	006-0910-10
12	66241-12A	006-0910-12A499	006-0910-12A838	006-0910-12
14	66241-14A	006-0910-14A499	006-0910-14A838	006-0910-14
16	66241-16A	006-0910-16A499	006-0910-16A838	006-0910-16
18	66241-18A	006-0910-18A499	006-0910-18A838	006-0910-18
20	66241-20A	006-0910-20A499	006-0910-20A838	006-0910-20
22	66241-22A	006-0910-22A499	006-0910-22A838	006-0910-22
24	66241-24A	006-0910-24A499	006-0910-24A838	006-0910-24
28	66241-28A	006-0910-28A499	006-0910-28A838	006-0910-28

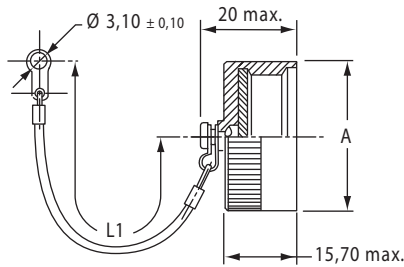
RIGHT ANGLE CABLE CLAMP



SHELL SIZE	STAINLESS STEEL FOR K-KE-S-SE CLASSES	ALUMINUM NICKEL PLATED FOR R-RS CLASSES	ALUMINUM CADMIUM PLATED FOR W-WS CLASSES	ALUMINUM BLACK ANODIZED PLATED FOR A CLASS
8	66332-08A	006-0908-08A499	006-0908-08A838	006-0908-08
10	66332-10A	006-0908-10A499	006-0908-10A838	006-0908-10
12	66332-12A	006-0908-12A499	006-0908-12A838	006-0908-12
14	66332-14A	006-0908-14A499	006-0908-14A838	006-0908-14
16	66332-16A	006-0908-16A499	006-0908-16A838	006-0908-16
18	66332-18A	006-0908-18A499	006-0908-18A838	006-0908-18
20	66332-20A	006-0908-20A499	006-0908-20A838	006-0908-20
22	66332-22A	006-0908-22A499	006-0908-22A838	006-0908-22
24	66332-24A	006-0908-24A499	006-0908-24A838	006-0908-24
28	66332-28A	006-0908-28A499	006-0908-28A838	006-0908-28

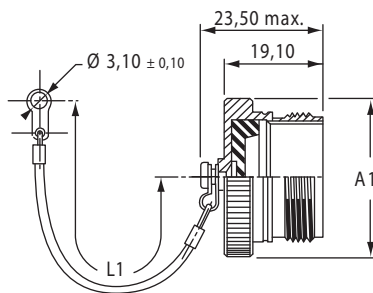
All dimensions in inches (millimeters in parenthesis)

DUSTCAP FOR RECEPTACLES



KEYING	STAINLESS STEEL FOR K-KE-S-SE CLASSES	ALUMINUM NICKEL PLATED FOR R-RS CLASSES	ALUMINUM CADMIUM PLATED FOR W-WS CLASSES
N	983-3KE-###	983-3R-###	983-3W-###
6	983-3KE-###	983-3R-###	983-3W-###
7	983-3KE-###	983-3R-###	983-3W-###
8	983-3KE-###	983-3R-###	983-3W-###
9	983-3KE-###	983-3R-###	983-3W-###
Y	983-3KE-###	983-3R-###	983-3W-###

DUSTCAP FOR PLUGS



KEYING	STAINLESS STEEL FOR K-KE-S-SE CLASSES	ALUMINUM NICKEL PLATED FOR R-RS CLASSES	ALUMINUM CADMIUM PLATED FOR W-WS CLASSES
N	983-3KE-###	983-3R-###	983-3W-###
6	983-3KE-###	983-3R-###	983-3W-###
7	983-3KE-###	983-3R-###	983-3W-###
8	983-3KE-###	983-3R-###	983-3W-###
9	983-3KE-###	983-3R-###	983-3W-###
Y	983-3KE-###	983-3R-###	983-3W-###

*Choose lanyard type

C = chain and small eyelet

D = cord and small eyelet

N = no chain or cord, with holes for locking wire

= choose shell size

SHELL SIZE	A MAX.		A1 MAX.		L1 +/-6MM (+/- .236)	
	IN.	MM.	IN.	MM.	IN.	MM.
08	0.776	19.70	0.766	19.45	5.00	127
10	0.906	23.00	0.906	23.00	5.00	127
12	1.077	27.35	1.077	27.35	5.00	127
14	1.140	28.95	1.140	28.95	5.00	127
16	1.266	32.15	1.266	32.15	5.00	127
18	1.374	34.90	1.374	34.90	5.00	127
20	1.510	38.35	1.510	38.35	5.00	127
22	1.624	41.25	1.624	41.25	5.00	127
24	1.760	44.70	1.760	44.70	5.00	127
28	2.000	50.80	2.020	51.30	5.00	127