

HOW TO ORDER CRIMP CONNECTORS

| | | | | | |
|----------------------------|----------|--------------|----------|----------|-------------|
| 1 | 2 | 3 | 4 | 5 | 6 |
| KPSE06 | F | 16-26 | P | W | A206 |
| SHELL STYLE KPSR (RoHS) | ENDBELLS | LAYOUT | CONTACT | ROTATION | MODIFIER |

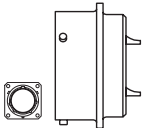
(Commercial example)

| | | | | | |
|---------------|----------|--------------|----------|----------|-------------|
| 1 | 2 | 3 | 4 | 5 | 6 |
| MS3126 | F | 16-26 | P | W | -L C |
| SHELL STYLE | ENDBELLS | LAYOUT | CONTACT | ROTATION | MODIFIER |

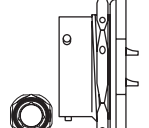
(Military Crimp example)

STEP 1: SELECT SHELL STYLE, PLUG OR RECEPTACLE

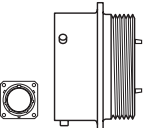
↓ Mates with ↓



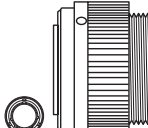
KPSE02E*
MS3122E°
Crimp Style



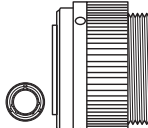
KPSE07A*
Crimp Style



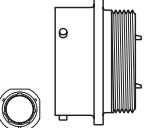
KPSE00*
MS3120°
KPSE03- = KPSE00
less rear accessories
Crimp Style



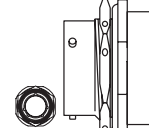
KPSE06*
MS3126°
KPSE05- = KPSE06
less rear accessories
Crimp Style



KPSE08*
Crimp Style




KPSE01*
MS3121°
KPSE04- = KPSE01
less rear accessories
Crimp Style

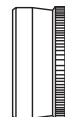


KPSE07*
MS3124°
Crimp Style

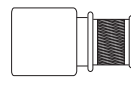
STEP 2: CHOOSE ENDBELL



A*
General Duty
Threaded

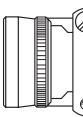


E*°
Environmental
no Clamp (mil)




U*
Potted (preferred)


D*
Uses grommets
and ferrules
Low Cost for Shielded
or Unshielded Cable
⇒ See pages 326 - 327.



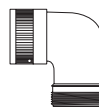
B*
Non-Environmental
with Clamp




F*°
Military
Environmental with
Clamp (mil)




P*°
Environmental
Potting (mil)
⇒ See pages 328.
for epoxy potting
compound.



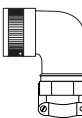
A*
General Duty
Non-Environmental




E*
Environmental
(no clamp)



P*
Environmental Potting
(not available in size 8)



B*
Non-
Environmental
(with clamp)



F*
Environmental
(with clamp)

Part number key: Commercial=(*) Military=(°)

STEP 3: CHOOSE LAYOUT

| LAYOUT | KPSE | CONTACT SIZES | | | | ROTATIONS | | | |
|--------|------|---------------|-------|----|----|-----------|-----|-----|-----|
| | | RATING | TOTAL | 20 | 16 | W | X | Y | Z |
| 8-3A | ◆ | I | 3 | 3 | | 60 | 210 | - | - |
| 10-6 | ◇ | I | 6 | 6 | | 90 | - | - | - |
| 12-3 | ◇ | II | 3 | | 3 | - | - | 180 | - |
| 12-10 | ◇ | I | 10 | 10 | | 60 | 155 | 270 | 295 |
| 14-5 | ◇ | II | 5 | | 5 | 40 | 92 | 184 | 273 |
| 14-12 | ◇ | I | 12 | 8 | 4 | 43 | 90 | - | - |
| 14-15 | ◇ | I | 15 | 14 | 1 | 17 | 110 | 155 | 234 |
| 14-19 | ◇ | I | 19 | 19 | | 30 | 165 | 315 | - |
| 16-8 | ◇ | II | 8 | | 8 | 54 | 152 | 180 | 331 |
| 16-26 | ◇ | I | 26 | 26 | | 60 | - | 275 | 338 |
| 18-11 | ◇ | II | 11 | | 11 | 62 | 119 | 241 | 340 |
| 18-32 | ◇ | I | 32 | 32 | | 85 | 138 | 222 | 265 |
| 20-16 | ◇ | II | 16 | | 16 | 238 | 318 | 333 | 347 |
| 20-39 | ◇ | I | 39 | 37 | 2 | 63 | 144 | 252 | 333 |
| 20-41 | ◇ | I | 41 | 41 | | 45 | 126 | 225 | - |
| 22-21 | ◇ | II | 21 | | 21 | 16 | 135 | 175 | 349 |
| 22-55 | ◇ | I | 55 | 55 | | 30 | 142 | 226 | 314 |
| 24-61 | ◇ | I | 61 | 61 | | 90 | 180 | 270 | 324 |

Series Legend ◆ = Commercial Crimp
 ◇ = Commercial & Military Crimp

STEP 4: CHOOSE CONTACT

↓

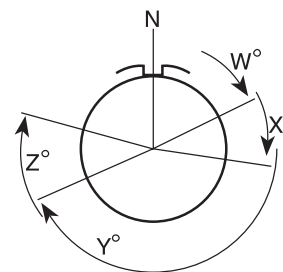
P = Pin **S** = Socket

STEP 5: CHOOSE ROTATION

↓

See chart in step 3 (omit for normal)

W, X, Y, Z
 Mating-face view of pin inserts



STEP 6: CHOOSE MODIFIER

↓

A71 = Electroless Nickel (Commercial only) **A206** = Conductive Black Zinc (RoHS) Not needed for KPTR prefix (Commercial only) **-LC** = Less Crimp Contacts **DN** = Shrink Boot Adaptor Not available for KPSE08 (Commercial only) **DZ** = Shrink Boot Adaptor for Shielded (Screened) Cable (Includes shielding grounding finger barrel for plugs) Not available for KPSE08 (Commercial only)



LAYOUTS BY NUMBER OF CONTACTS

CONTACT LEGEND ○=20 ●=16
Mating-face view of pin inserts

Series Legend ▲ = Commercial Solder △ = Commercial & Military Solder
◆ = Commercial Crimp ◇ = Commercial & Military Crimp

| | 2 | 3 CONTACTS | | | | 4 | 5 | 6 CONTACTS | |
|----------------|------------------------|-----------------|-----------------|------------------------|-------------------------|-----------------|-----------------|------------|-------|
| LAYOUT | | | | | | | | | |
| # OF CONTACTS | 2-#20 | 3-#20 | 3-#20 | 3-#20 | 3-#16 | 4-#20 | 5-#16 | 6-#20 | 6-#20 |
| SERIES | △ | △ | △◆ | △ | △◇ | △ | △◇ | △◇ | △ |
| SERVICE RATING | I | I | I | I | II | I | II | I | I |
| | 8 CONTACTS | 10 | 11 | 12 | 15 | 1 | | | |
| LAYOUT | | | | | | | | | |
| # OF CONTACTS | 8-#20 | 8-#16 | 12-10 10-#20 | 14-12 8-#20 4-#16 | 14-15 1-#16;14-#20 | 20-16 16-#16 | | | |
| SERIES | △ | △◇ | △◇ | △◇ | △◇ | △◇ | | | |
| SERVICE RATING | I | I | I | I | II | I | | | |
| | 18 | 19 | 21 | 23 CONTACTS | | 24 | 26 | | |
| LAYOUT | | | | | | | | | |
| # OF CONTACTS | 14-18 18-#20 | 14-19 19-#20 | 22-21 21-#16 | 16-23 1-#16; 22-#20 | | 20-24 24-#20 | 16-26 26-#20 | | |
| SERIES | △ | △◇ | △◇ | ▲◆ | | △ | △◇ | | |
| SERVICE RATING | I | I | II | I | | I | I | | |
| | 30 CONTACTS | | 32 CONTACTS | | 34 CONTACTS | | 36 CONTACTS | | |
| LAYOUT | | | | | | | | | |
| # OF CONTACTS | 18-30 1-#16; 29-#20 | | 18-32 32-#20 | | 22-34 34-#20 | | 22-36 36-#20 | | |
| SERIES | △ | | △◇ | | △ | | ▲ | | |
| SERVICE RATING | I | | I | | I | | I | | |
| | 39 CONTACTS | | 41 CONTACTS | | 55 CONTACTS | | 61 CONTACTS | | |
| LAYOUT | | | | | | | | | |
| # OF CONTACTS | 20-39 2-#16; 37-#20 | | 20-41 41-#20 | | 22-55 14-#16; 27-#20 | | 24-61 61-#20 | | |
| SERIES | △◇ | | △◇ | | △ | | △◇ | | |
| SERVICE RATING | I | | I | | I | | I | | |

Drawings not to scale.