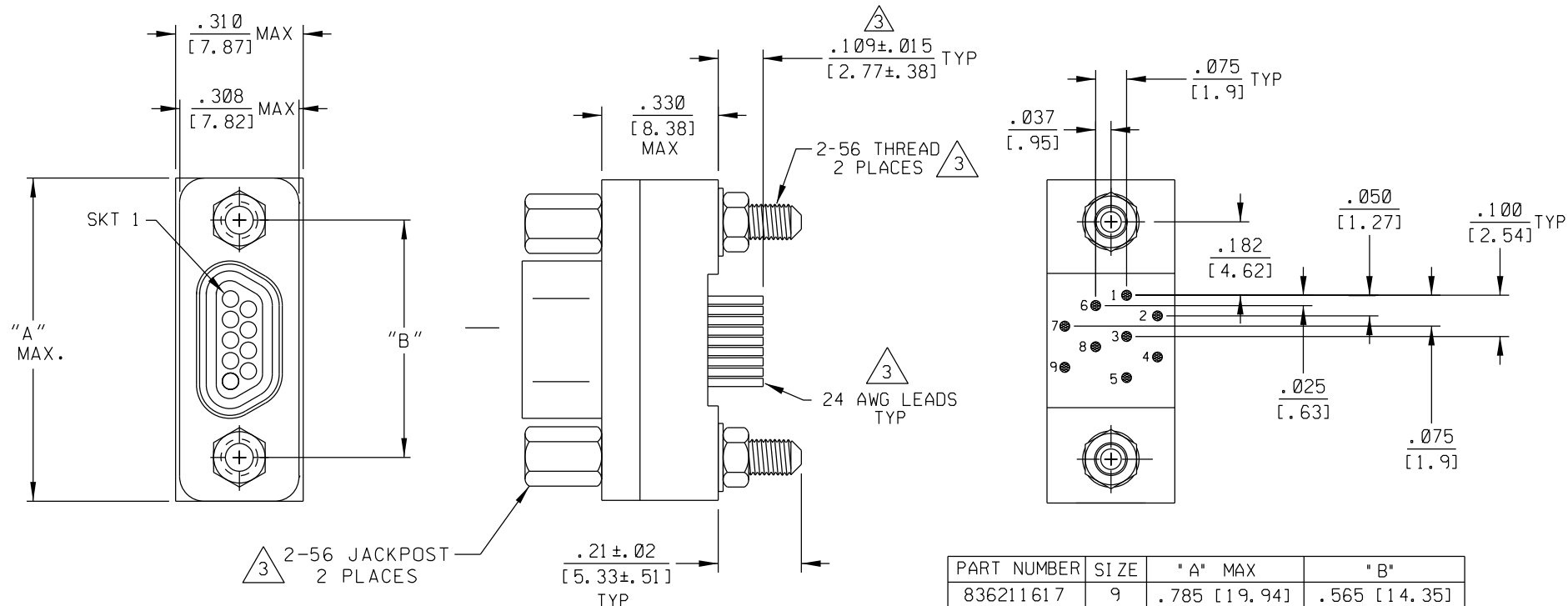


PART REV	DWG ISSUE	DATE	ECN NO.	APPVD BY	REL BY



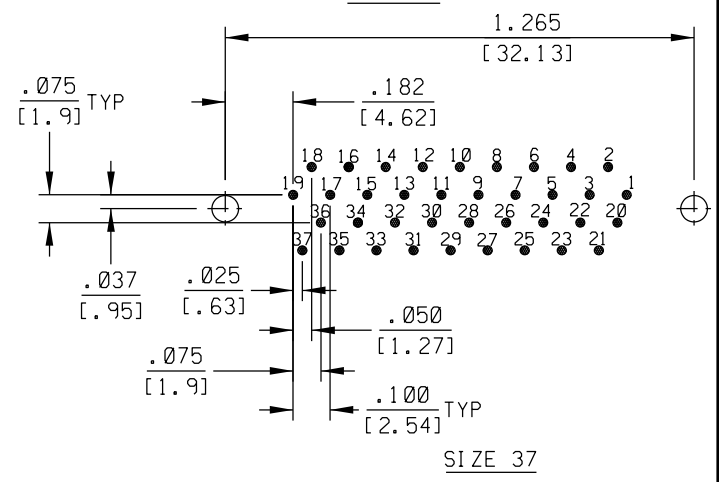
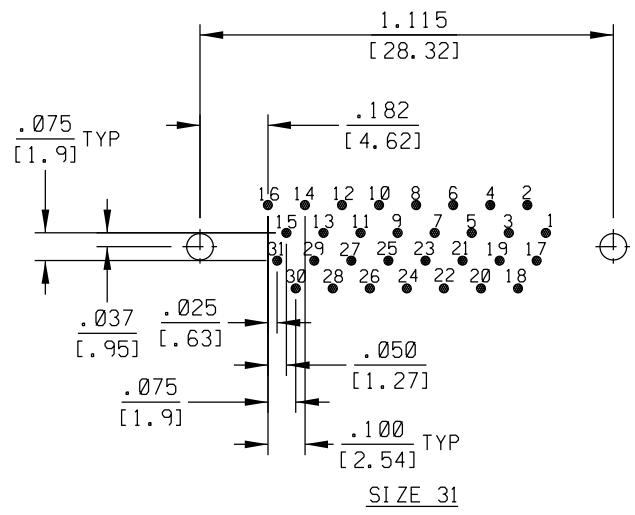
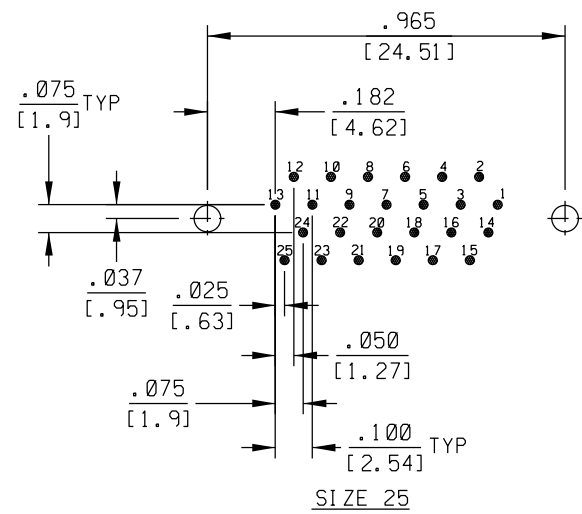
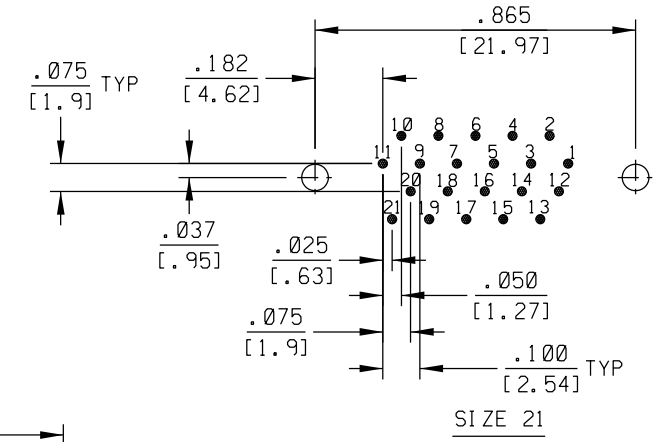
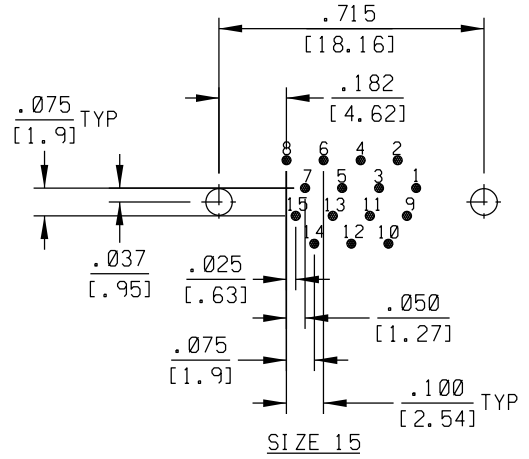
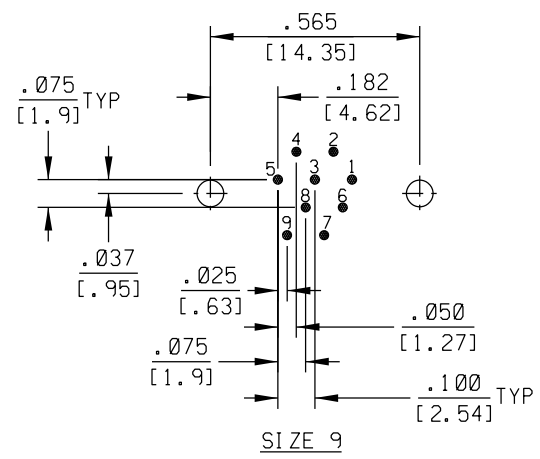
PART NUMBER	SIZE	"A" MAX	"B"
836211617	9	.785 [19.94]	.565 [14.35]
836221617	15	.935 [23.75]	.715 [18.16]
836231617	21	1.085 [27.56]	.865 [21.97]
836241617	25	1.185 [30.10]	.965 [24.51]
836251617	31	1.335 [33.91]	1.115 [28.32]
836261617	37	1.485 [37.27]	1.265 [32.13]

- 5. SEE SHEET 2 FOR RECOMMENDED PC LAYOUTS.
- 4. PERFORMANCE: MEETS OR EXCEEDS REQUIREMENTS OF MIL-DTL-83513
- 3 CONSULT FACTORY FOR AVAILABLE OPTIONS
- 2 MATERIALS:
 SHELL: 6061-T6 ALUMINUM PER AMS-00-A200/8, NICKEL PLATED PER AMS 2404
 INSULATOR AND BACKSHELL: PPS PER MIL-M-24519 GST-40F, COLOR: BLACK
 SOCKET CONTACTS: C21000 BRASS ALLOY PER ASTM B36, GOLD PLATED PER ASTM B488
 24 AWG LEADS: TIN PLATED COPPER PER A-A-59551 TYPE S
 HARDWARE: PASSIVATED STAINLESS STEEL IAW MIL-DTL-83513/5
 INTERFACIAL SEAL: FLUOROSILICONE PER MIL-R-25988
- 1. MARKING: UMI, DATE CODE, UMI P/N.

NOTES: UNLESS OTHERWISE SPECIFIED.

QUALITY SYMBOLS MAJOR ▼ = 4 CRITICAL ▽ = 0 SPC ▽ = 0	UNLESS SPECIFIED: ALL DIMENSIONS IN INCHES/MM GENERAL TOLERANCES: 3 PLACE ± .005 / .13 2 PLACE ± .01 / .25 ANGULAR ± 2°	SCALE 4 : 1 DWG SIZE B THIRD ANGLE PROJECTION REVISE ON CAD ONLY	TITLE: CIRCUIT CONNECTOR, RECEPTACLE, SIZES 9 THRU 37, STYLE 6 (.075 X .075), CM6RXXS07-S01 MATERIAL:
	Uti-Mate CAGE CODE 58967	DRAWN BY & DATE DW 11-10-11 CHECKED BY & DATE APPROVED BY & DATE	Uti-Mate Connector Inc. PART NO. SD-8362X1617 DRAWING NO. SD-8362X1617 SHEET NO. 1 OF 2
	THIS DRAWING CONTAINS INFORMATION THAT IS PROPRIETARY TO ULTI-MATE INCORPORATED AND SHOULD NOT BE USED WITHOUT WRITTEN PERMISSION.		
	REV		

PART REV	DWG ISSUE	DATE	ECN NO.	APPVD BY	REL BY



SEE SHEET 1
 NOTES: UNLESS OTHERWISE SPECIFIED.

QUALITY SYMBOLS MAJOR $\nabla = 4$ CRITICAL $\nabla / C = 0$ SPC $\nabla / S = 0$	UNLESS SPECIFIED: ALL DIMENSIONS IN INCHES/MM GENERAL TOLERANCES: 3 PLACE $\pm .005 / .13$ 2 PLACE $\pm .01 / .25$ ANGULAR $\pm 2^\circ$	SCALE 3 : 1 DWG SIZE B	THIRD ANGLE PROJECTION REVISE ON CAD ONLY
	DRAWN BY & DATE DW 11-10-11	TITLE: RECOMMENDED PCB LAYOUTS, STYLE 6 (.075 X .075) RECEPTACLE, SIZES 9 THRU 37, CM6RXXP07-S01	
	CHECKED BY & DATE	MATERIAL: SEE SHEET 1	
	APPROVED BY & DATE	CAD FILENAME SD-8362X1617-2.DGN	PART NO. SEE SHEET 1
Uti-Mate CAGE CODE 58967	THIS DRAWING CONTAINS INFORMATION THAT IS PROPRIETARY TO ULTI-MATE INCORPORATED AND SHOULD NOT BE USED WITHOUT WRITTEN PERMISSION.		SHEET NO. 2 OF 2 REV

