



**8 (4+4) POSITIONS**  
**Power 30A/ 630V**  
**Signal 10A/ 250V**

**Number of Contacts: 8 (4+4)    Contact Size: 1.0mm, 2.0mm    Sealing: IP66/67**  
**AWG: 18-14 (0.75 - 2.5 mm<sup>2</sup>) / 18-22 (0.75 - 0.37 mm<sup>2</sup>) / 24-28 (0.25 - 0.10mm<sup>2</sup>)**



### Checkmate™ Connector Part Numbers

Part Number	Connector Type <i>Checkmate™ parts will mate with threaded parts. Just remove the O-ring from the threaded part.</i>	Contact Type male = pin female = socket	Figure Drawings
MB2CKN0800	Plug, straight, <b>Checkmate™</b>	Socket	1
P30744-S1	Plug kit, straight, <b>Checkmate™</b> , 7.0-11.0mm cord grip. Kit includes contacts	Socket	2
P30744-S2	Plug kit, straight, <b>Checkmate™</b> , 11.0-14.5mm cord grip. Kit includes contacts	Socket	2
P30744-S3	Plug kit, straight, <b>Checkmate™</b> , 14.5-17.0mm cord grip Kit includes contacts	Socket	2
MB2GJN0800	Plug, straight, panel mount, <b>Checkmate™</b>	Socket	3
MB2LLN0800	Receptacle, straight, flange mount, <b>Checkmate™</b>	Pin	4
MB2LKN0800	Receptacle, straight, M25, <b>Checkmate™</b>	Pin	5
MB2LLN0800-KIT	Receptacle Kit, straight, <b>Checkmate™</b> . Contacts included.	Pin	6
MB2JJN0800	Receptacle extension, <b>Checkmate™</b>	Pin	7
↑ Contacts supplied separately see Chart 1 page 186			
MB5RJN0801*	Receptacle, 90° rotatable, <b>Checkmate™</b> Standard Flange (25.7x25.7)	Pin	8
MB5RJN0802*	Receptacle, 90° rotatable, <b>Checkmate™</b> Large Flange (28.0x28.0)	Pin	9
↑ Contacts supplied separately see Chart 2 page 186			

### Threaded Connector Part Numbers

Part Number	Connector Type <i>Checkmate™ parts will mate with threaded parts. Just remove the O-ring from the threaded part.</i>	Contact Type male = pin female = socket	Figure Drawings
MB1CKN0800	Plug, straight, threaded coupling	Socket	10
MB1CKN0800-KIT	Plug kit, straight, threaded. Kit includes contacts	Socket	11
MB1EJN0800	Plug, 90° rotatable, threaded coupling	Socket	12
MB1GJN0800	Plug, straight, panel mount, threaded	Socket	13
MB1LLN0800	Receptacle, straight, flange mount, threaded coupling	Pin	14
MB1LLN0800-KIT	Receptacle Kit, straight, threaded. Kit includes contacts	Pin	14
MB1LKN0800	Receptacle, straight, M25, threaded coupling	Pin	15
MB3TNN0800-S1	Receptacle, bulkhead, threaded, 7-11mm cord grip	Pin	16
MB3TNN0800-S2	Receptacle, bulkhead, threaded, 11-14.5mm cord grip	Pin	17
MB3TNN0800-S3	Receptacle, bulkhead, threaded, 14.5-17mm cord grip	Pin	18
MB1JJN0800	Receptacle extension, threaded coupling	Pin	19
↑ Contacts supplied separately see Chart 1 page 186			
MB7RJN0801*	Receptacle, 90° rotatable, threaded Standard Flange (25.7x25.7)	Pin	20
MB7RJN0802*	Receptacle, 90° rotatable, threaded Large Flange (28.0x28.0)	Pin	21
↑ Contacts supplied separately see Chart 2 page 186			

**Number of Contacts: 8 (4+4)    Contact Size: 1.0mm, 2.0mm    Sealing: IP66/67**  
**AWG: 18-14 (0.75 - 2.5 mm<sup>2</sup>) / 18-22 (0.75 - 0.37 mm<sup>2</sup>) / 24-28 (0.25 - 0.10mm<sup>2</sup>)**

## Cord Grips and Backshells

Part Number	Type	Cable Range (mm)	Figure Drawings
MB6CG-S1	Cord grip	7.5-11mm	22
MB6CG-S2	Cord grip	11.0-14.5mm	22
MB6CG-S3	Cord grip	14.5-17mm	22
MB4FSR-B10.3*	Flex Grip™ backshell	9.5-10.3mm	23
MB4FSR-B12.5*	Flex Grip™ backshell	11.5-12.5mm	23
MB4FSR-B14.5*	Flex Grip™ backshell	13.5-14.5mm	23
MB4FSR-B17*	Flex Grip™ backshell	15.5-17mm	23

\*Must be potted to achieve IP67 ratings.

## Checkmate™ Dimensions Straight Plug/ Plug Kits/ Panel Mount

See [Chart 1](#) for contacts options

Plug, straight, Checkmate™

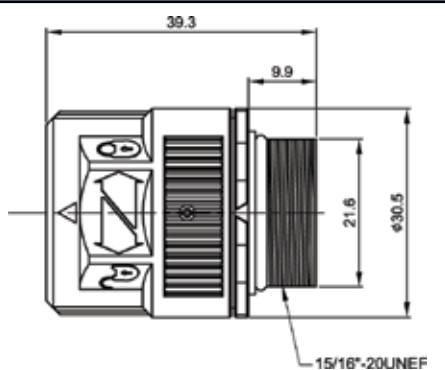


Figure 1

MB2CKN0800

Plug kit, straight, Checkmate™

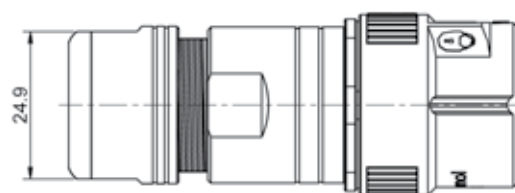
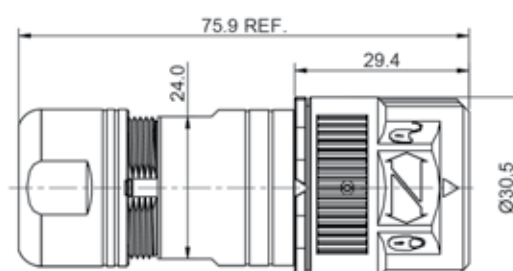


Figure 2

P30744-S1  
P30744-S2  
P30744-S3

Plug, straight, panel mount, Checkmate™

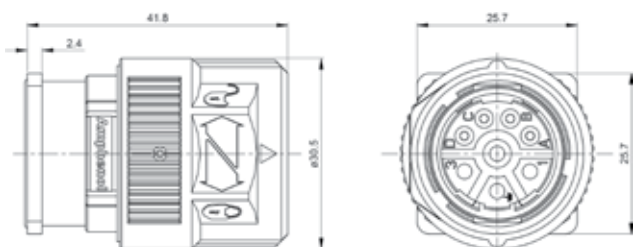


Figure 3

MB2GJN0800